



# TAI-SAW TECHNOLOGY CO., LTD.

No. 3, Industrial 2nd Rd., Ping-Chen Industrial District,  
Taoyuan, 324, Taiwan, R.O.C.

TEL: 886-3-4690038 FAX: 886-3-4697532

E-mail: [tstsales@mail.taisaw.com](mailto:tstsales@mail.taisaw.com) Web: [www.taisaw.com](http://www.taisaw.com)

## Product Specifications Approval Sheet

Product Description: SAW Filter 1575.42 MHz SMD 1.4X1.1 mm (BW=2MHz)

TST Part No.: TA0757A

Customer Part No.: \_\_\_\_\_

Customer signature required
Company: _____
Division: _____
Approved by : _____
Date: _____

Checked by: \_\_\_\_\_ Anne Chen *Anne Chen*

Approved by: \_\_\_\_\_ Andy Yu *Andy Yu*

Date: \_\_\_\_\_ 2018/01/16

1. Customer signed back is required before TST can proceed with sample build and receive orders.
2. Orders received without customer signed back will be regarded as agreement on the specifications.
3. Any specifications changes must be approved upon by both parties and a new revision of specifications shall be released to reflect the changes.



# TAI-SAW TECHNOLOGY CO., LTD.

No. 3, Industrial 2nd Rd., Ping-Chen Industrial District,  
Taoyuan, 324, Taiwan, R.O.C.

TEL: 886-3-4690038 FAX: 886-3-4697532

E-mail: [tstsales@mail.taisaw.com](mailto:tstsales@mail.taisaw.com) Web: [www.taisaw.com](http://www.taisaw.com)

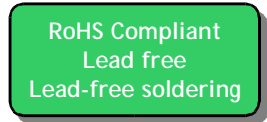
## SAW Filter 1575.42MHz

MODEL NO.:TA0757A

REV. NO.:14

### A. MAXIMUM RATING:

1. Input Power Level: 15 dBm
2. DC Voltage : 3V
3. Operating Temperature: -40°C to +85°C
4. Storage Temperature: -40°C to +85°C
5. Moisture Sensitivity Level: Level 3 (MSL3)



Electrostatic Sensitive Device (ESD)

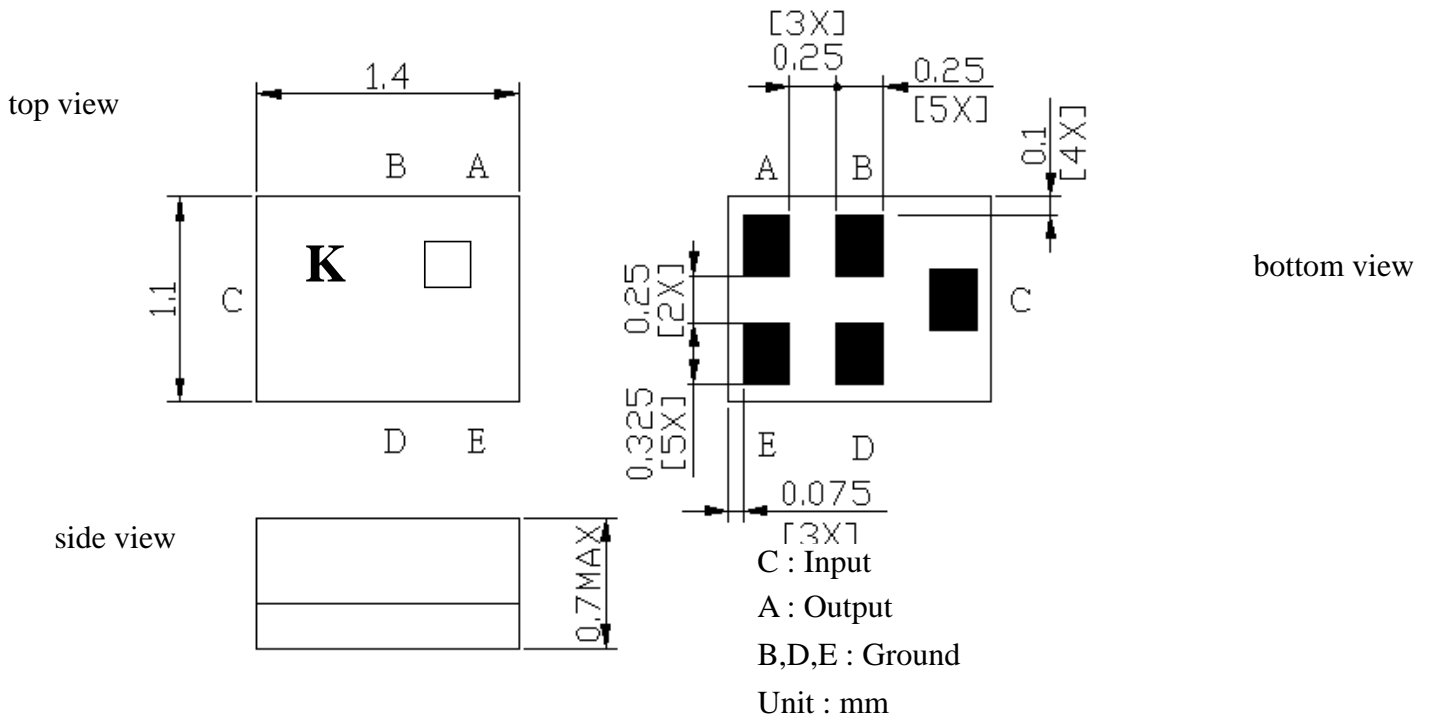
### B. ELECTRICAL CHARACTERISTICS:

Terminating source impedance :  $Z_s = 50 \Omega$

Terminating load impedance :  $Z_L = 50 \Omega$

Item	Unit	Min.	Type.	Max.	Note
<b>Center Frequency</b>	<b>Fc</b> MHz	-	1575.42	-	-
<b>Max. Insertion Loss</b> (1574.42~1576.42 MHz)	<b>IL</b> dB	-	0.9	1.5	-
<b>Amplitude ripple</b> (1574.42~1576.42 MHz)	dB	-	0.1	0.75	-
<b>Bandwidth @ -2dB</b>	MHz	-	40	-	-
<b>VSWR</b> (1574.42~1576.42 MHz)		-	1.15	1.6	-
<b>Attenuation</b>					
D.C~1450 MHz	dB	35	38	-	-
1450~1520 MHz	dB	30	45	-	-
1625~1640 MHz	dB	45	48	-	-
1640~1805 MHz	dB	38	40	-	-
1805~1910 MHz	dB	38	40	-	-
1910~2000 MHz	dB	38	43	-	-
2000~4000 MHz	dB	30	45	-	-
4000~6000 MHz	dB	20	22	-	-

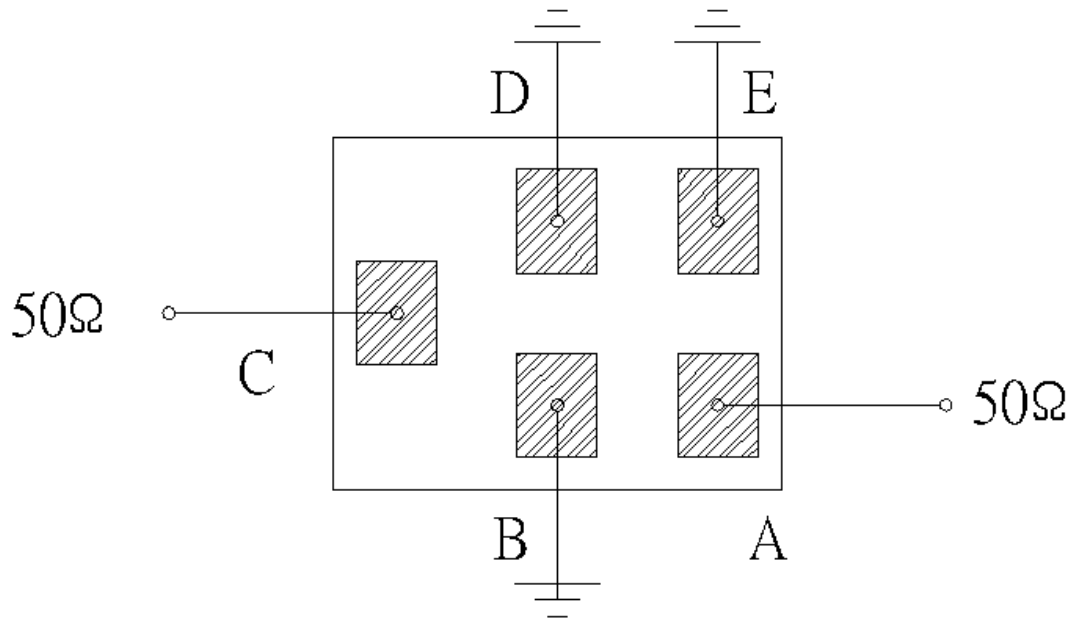
**C.OUTLINE DRAWING:**



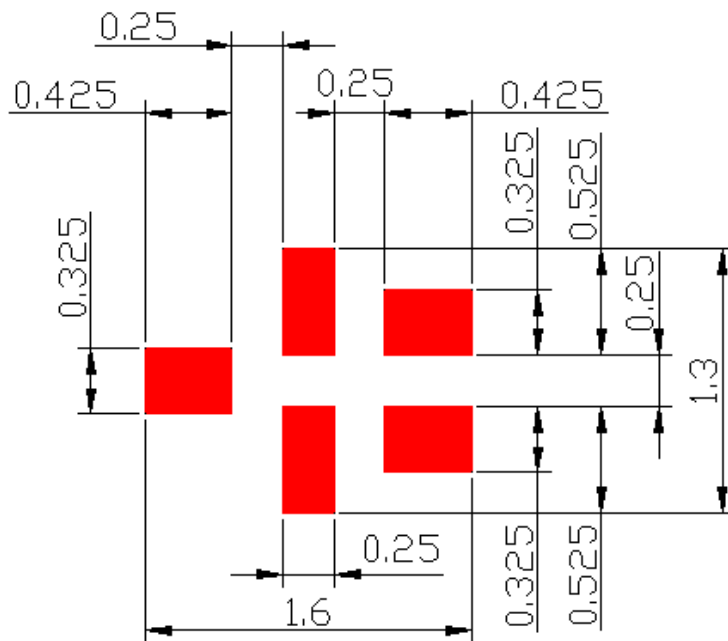
☐ : Year/Month Code (Follow the table)


YEAR/Month	1	2	3	4	5	6	7	8	9	10	11	12
2013	A	B	C	D	E	F	G	H	J	K	L	M
2014	N	P	Q	R	S	T	U	V	W	X	Y	Z
2015	a	b	c	d	e	f	g	h	j	k	l	m
2016	n	p	q	r	s	t	u	v	w	x	y	z
2017	<u>A</u>	<u>B</u>	<u>C</u>	<u>D</u>	<u>E</u>	<u>F</u>	<u>G</u>	<u>H</u>	<u>J</u>	<u>K</u>	<u>L</u>	<u>M</u>
2018	<u>N</u>	<u>P</u>	<u>Q</u>	<u>R</u>	<u>S</u>	<u>T</u>	<u>U</u>	<u>V</u>	<u>W</u>	<u>X</u>	<u>Y</u>	<u>Z</u>
2019	<u>a</u>	<u>b</u>	<u>c</u>	<u>d</u>	<u>e</u>	<u>f</u>	<u>g</u>	<u>h</u>	<u>j</u>	<u>k</u>	<u>l</u>	<u>m</u>
2020	<u>n</u>	<u>p</u>	<u>q</u>	<u>r</u>	<u>s</u>	<u>t</u>	<u>u</u>	<u>v</u>	<u>w</u>	<u>x</u>	<u>y</u>	<u>z</u>

**D. MEASUREMENT CIRCUIT:**

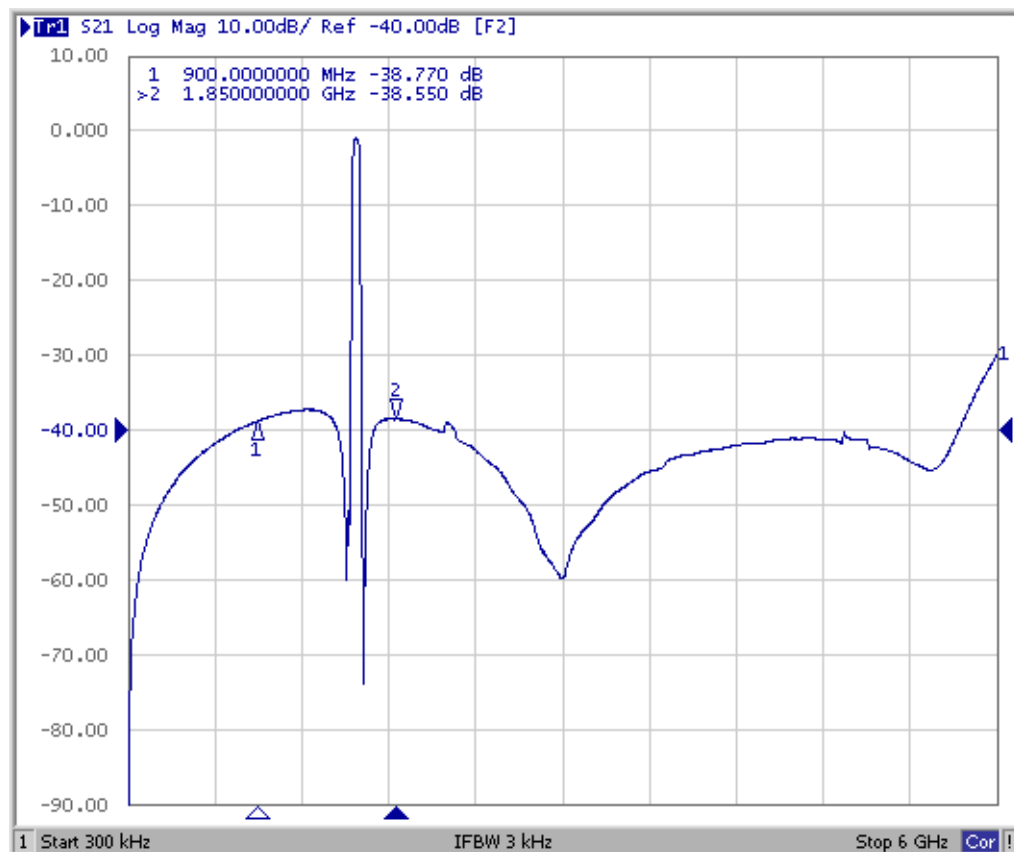
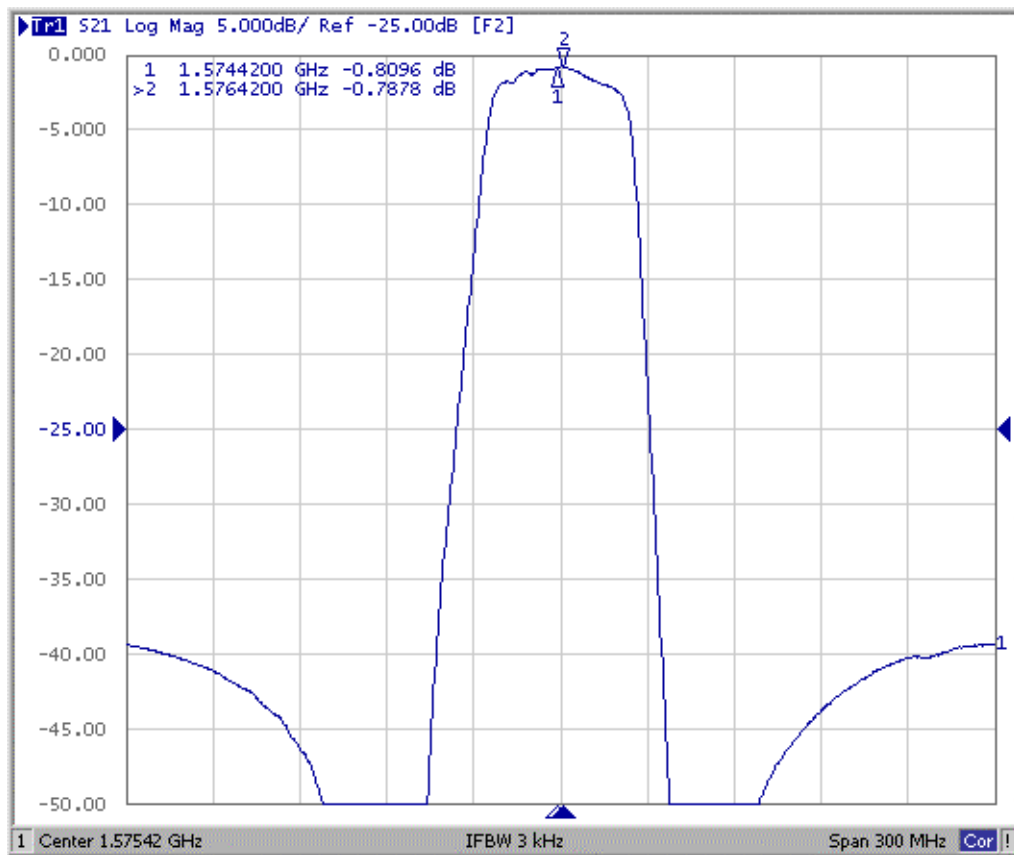


**E. PCB Footprint:**



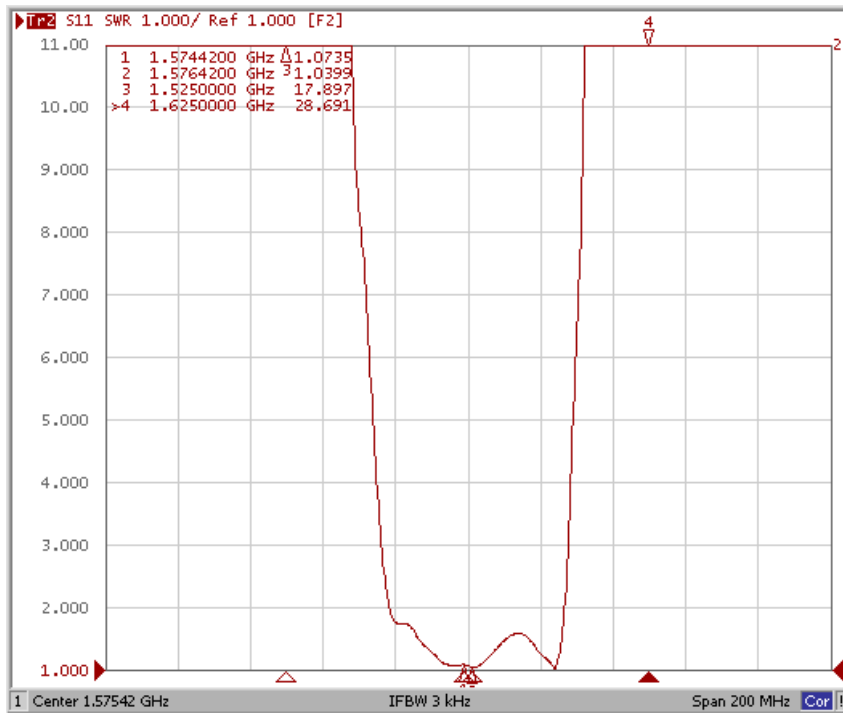
 : Land Pattern  
Unit : mm

## F. Frequency Characteristics :

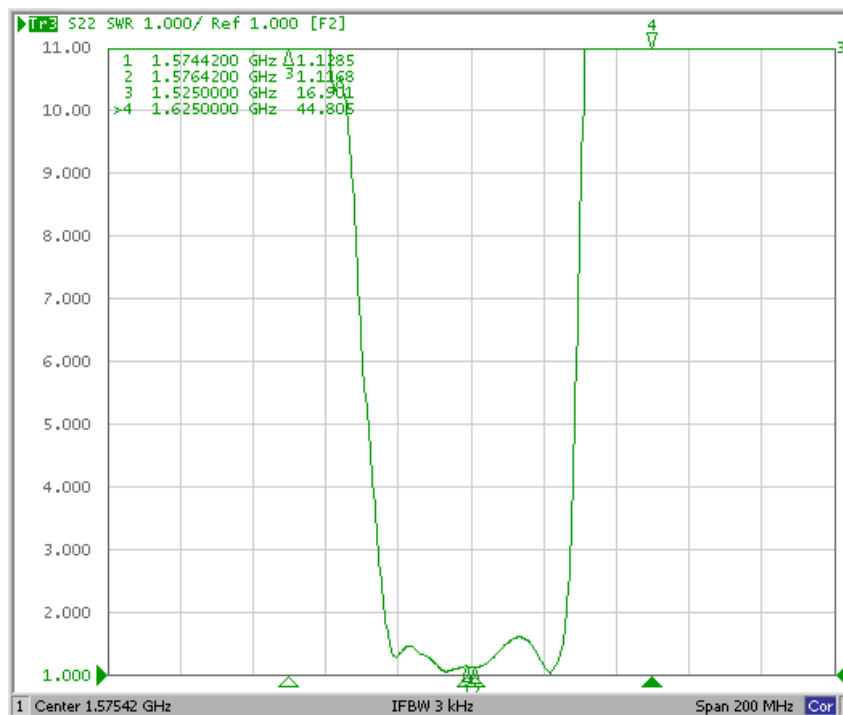


# Reflection Functions :

## S11



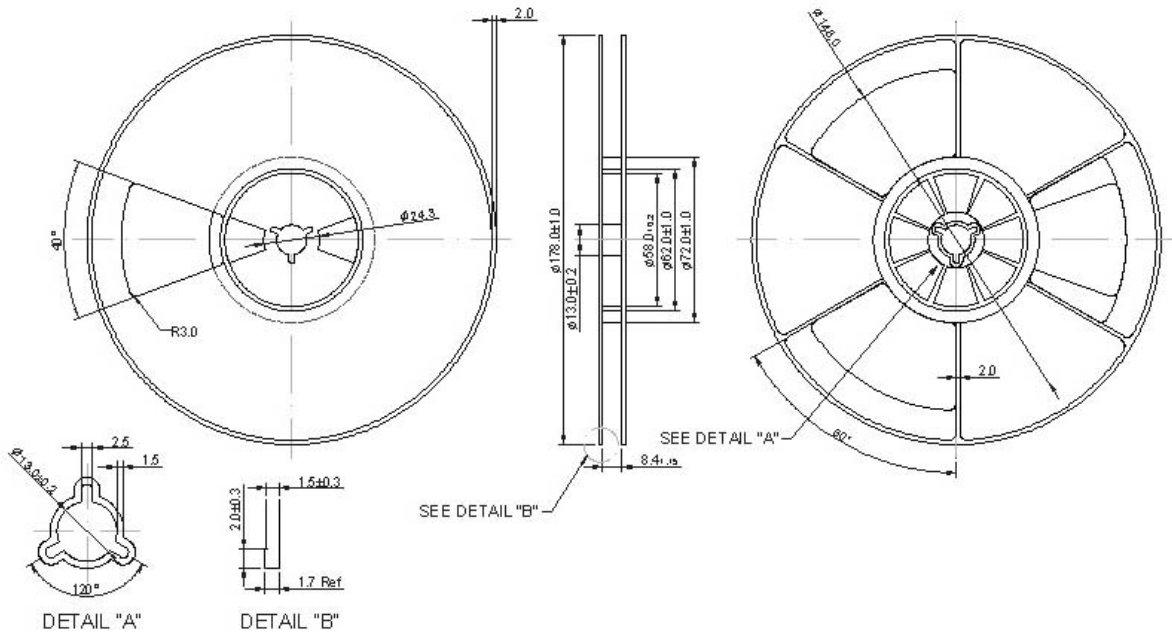
## S22



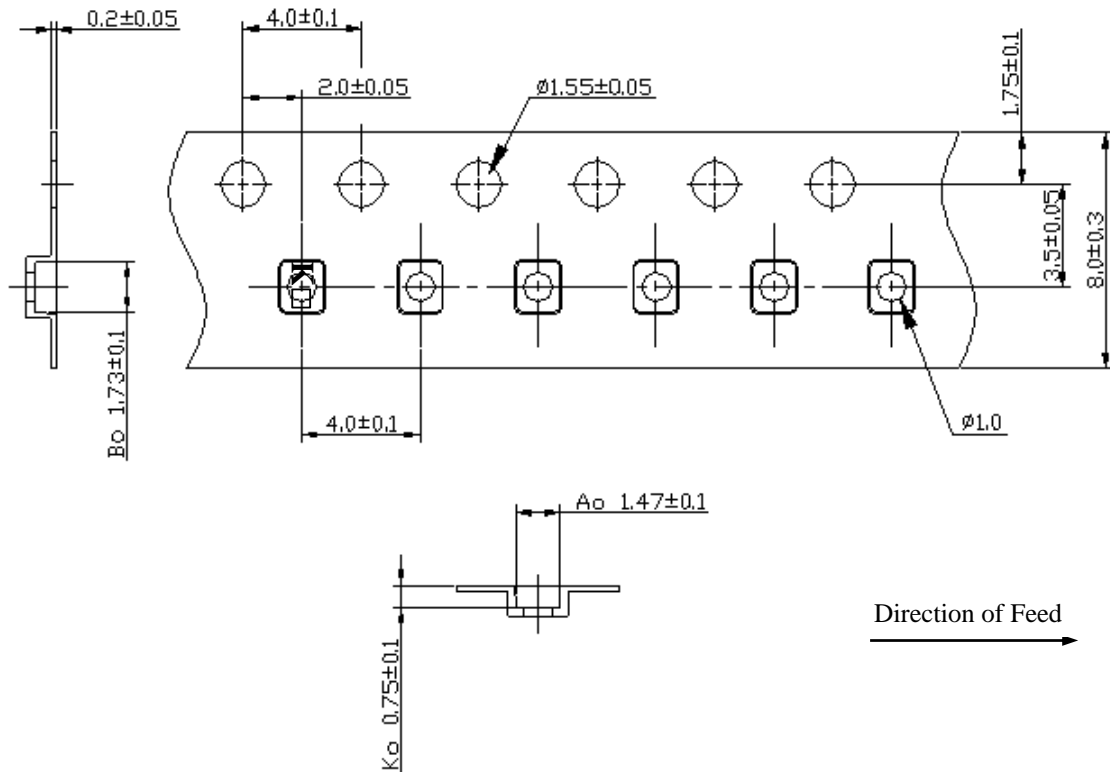
**G. PACKING:**

**1. REEL DIMENSION**

(Reel Count : 7"=3000 )



**2. TAPE DIMENSION**



## H. RECOMMENDED REFLOW PROFILE :

1. Preheating shall be fixed at 150~180°C for 60~90 seconds.
2. Ascending time to preheating temperature 150°C shall be 30 seconds min.
3. Heating shall be fixed at 220°C for 50~80 seconds and at 245~260°C peak (min. 10sec).
4. Time : 2 times.

